

# Allen Electric Connector Sales, inc.



## MIL-DTL-83723 Series III Insert Arrangements

Insert arrangement numbers are made by combining shell size (first two numbers) and the insert arrangement number (last two numbers). For example, a M83723/96R1407N is a shell size 14 with a 07 insert for a 1407 insert arrangement. Insert arrangements are shown in numerical order by shell size and number of contacts in each shell size.

SHELL SIZE	A	B	C	D	E	F	G	H	I	J	K	L	M	N	O	P	Q	R	S	T	U	V	W	X	Y	Z
14	1.291	1.092	1.112	1.365	20	1.275	5/2	UN4	Ø1.2	13/16-18	UNF															

SHELL SIZE	A	B	C	D	E	F	G	H	I	J	K	L	M	N	O	P	Q	R	S	T	U	V	W	X	Y	Z
14	1.291	1.092	1.112	1.365	20	1.275	5/2	UN4	Ø1.2	13/16-18	UNF															

**0803**  
(3 #20 size contacts)

**0898**  
(3 #20 size contacts)

**1002**  
(2 #20 size contacts)

**1005**  
(5 #20 size contacts)

**1006**  
(6 #20 size contacts)

**1020**  
(2 #16 size contacts)

**1203**  
(3 #16 size contacts)

**1212**  
(12 #20 size contacts)

**1407**  
(7 #16 size contacts)

**1404**  
(4 #12 size contacts)

**1412**  
(9 #20 size and 3 #16 size contacts)

**1415**  
(15 #20 size contacts)

**1610**  
(10 #16 size contacts)

**1624**  
(24 #20 size contacts)

**1808**  
(8 #12 size contacts)

**1814**  
(14 #16 size contacts)

**1831**  
(31 #20 size contacts)

**2016**  
(16 #16 size contacts)

**2025**  
(19 #20 size and 6 #12 size contacts)

**2028**  
24 #20, 4 #12

**2039**  
37 # 20, 2 # 16



**2041**  
(41 #20 size contacts)



**2212**  
(12 #12 size contacts)



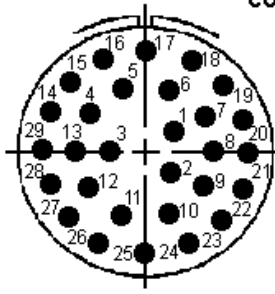
**2219**  
(19 #16 size contacts)



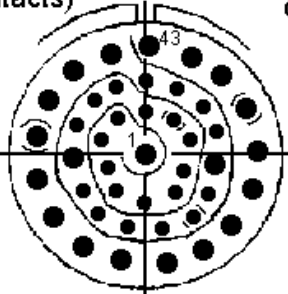
**2232**  
(26 #20 size and 6 #12 size contacts)



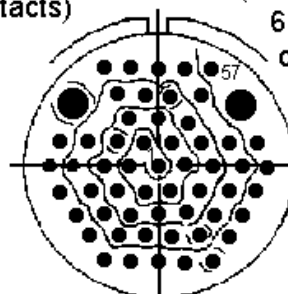
**2255**  
(55 #20 size contacts)



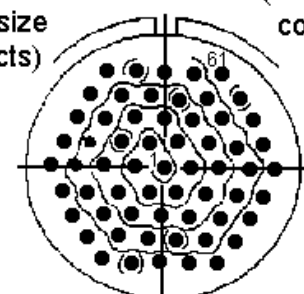
**2429**  
(29 #16 size contacts)



**2443**  
23 # 20, 20 # 16



**2457**  
55 # 20, 2 # 12



**2461**  
(61 #20 size contacts)

PANEL CUTOUT

4 HOLES

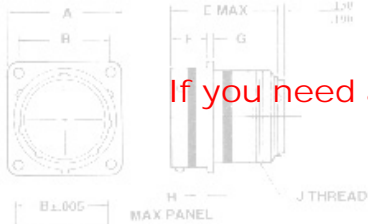
	1	1.151	906	989	120	1.215	948	1062	1087	1.225 UNF
16	1.234	086	1.115	120	1.215	948	1062	1087	1.225 UNF	
18	1.308	1.052	1.236	120	1.215	948	1062	1087	1.116-18 UNF	
20	1.443	1.150	1.365	120	1.275	1024	1094	1122	1.116-18 UNF	
22	1.578	1.248	1.494	120	1.275	1024	1094	1122	1.116-18 UNF	
24	1.703	1.375	1.615	157	1.275	1024	1094	1122	1.716-18 UNF	

PANEL CUTOUT

4 HOLES

	1	1.151	906	989	120	1.215	948	1062	1087	1.225 UNF
16	1.234	086	1.115	120	1.215	948	1062	1087	1.225 UNF	
18	1.308	1.052	1.236	120	1.215	948	1062	1087	1.116-18 UNF	
20	1.443	1.150	1.365	120	1.275	1024	1094	1122	1.116-18 UNF	
22	1.578	1.248	1.494	120	1.275	1024	1094	1122	1.116-18 UNF	
24	1.703	1.375	1.615	157	1.275	1024	1094	1122	1.716-18 UNF	

For pricing and availability, please fill out our RFQ form



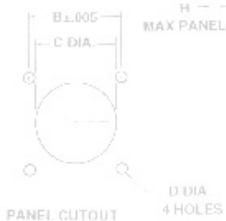
If you need any other information, please



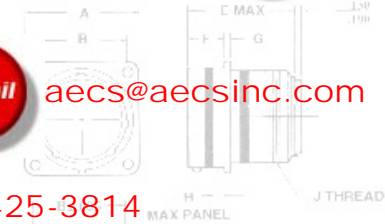
[aecs@aecsinc.com](mailto:aecs@aecsinc.com)

phone (703) 425-3815 fax (703) 425-3814

We look forward to hearing from you!



PANEL CUTOUT 4 HOLES



PANEL CUTOUT 4 HOLES

SHELL SIZE	A	B	C	D	U	TH-END DIA
16	828	554	568	120	1.215	1.225 UNF
18	964	719	585	120	1.215	1.116-18 UNF
20	1.047	812	564	120	1.275	1.116-18 UNF
22	1.117	906	989	120	1.215	1.225 UNF
24	1.234	086	1.115	120	1.215	1.225 UNF
26	1.308	1.052	1.236	120	1.215	1.116-18 UNF
28	1.443	1.150	1.365	120	1.275	1.116-18 UNF
30	1.578	1.248	1.494	120	1.275	1.116-18 UNF
32	1.703	1.375	1.615	157	1.275	1.716-18 UNF

SHELL SIZE	A	B	C	D	U	TH-END DIA
16	828	554	568	120	1.215	1.225 UNF
18	964	719	585	120	1.215	1.116-18 UNF
20	1.047	812	564	120	1.275	1.116-18 UNF
22	1.117	906	989	120	1.215	1.225 UNF
24	1.234	086	1.115	120	1.215	1.225 UNF
26	1.308	1.052	1.236	120	1.215	1.116-18 UNF
28	1.443	1.150	1.365	120	1.275	1.116-18 UNF
30	1.578	1.248	1.494	120	1.275	1.116-18 UNF
32	1.703	1.375	1.615	157	1.275	1.716-18 UNF

A Woman Owned Small Business, CAGE Code 07BG6